

# YouLaser MT

The New Reference Laser for Anti-Aging and Beyond





## YOULASER MT

### THE NEW REFERENCE LASER FOR ANTI-AGING AND BEYOND

Quanta System is proud to introduce a new extremely innovative device for skin rejuvenation and scar treatment. **YouLaser MT** is the first and only laser that, due to the proprietary Mixed Technology, is able to combine the golden standards of 10600 nm and 1540 nm wavelengths in a sequential or simultaneous fractional emission.

These two wavelengths emitted together maximize the advantages of each laser, improving the results in just one session. Aged skin with wrinkles and pigmentations, scars as well as vaginal atrophy, are best treated by Mixed Technology to establish a positive synergy between the two lasers for advanced results with almost no down-time for patients.

No more trouble when choosing fractional ablative or non-ablative lasers.  
Welcome to the **YouLaser MT** world.

Nowadays dermatologist and aesthetic practitioners know the advantages and the limits of ablative and non-ablative fractional lasers. Ablative lasers offer faster results but not applicable to all the patients due to the long down-time and higher risk of pigmented disorders. Non-ablative lasers are much more tolerated by any skin type and can be used on almost every patient, but need repeated sessions to achieve the desired results.

**YouLaser MT** is the first and only laser that overcomes these limits by combining CO<sub>2</sub> ablative and GaAs non-ablative lasers. These two lasers can work separately or in an exclusive Mixed Modality allowing practitioner to offer the best treatment to each patient.

**YouLaser MT** can treat the skin with one of the two wavelengths or one of the three Mixed Treatment Modalities, to find the right balance between results and down-time.

This device can also be used as an advanced surgical laser.


The very fast CO<sub>2</sub> tube of **YouLaser MT** is able to work up to 2000 Hz and to deliver at the same time microsecond pulses for a perfect control of cutting and coagulation rate.

**YouLaser MT** is a “maintenance-free” laser, an important feature to keep the running cost at the lowest level.




## MIXED TECHNOLOGY

Youlaser MT can deliver 1540 and 10600 nm lasers in the same micro-dot with sequential or simultaneous emissions to get a tunable balance of ablation and coagulation depth and to offer new and more effective treatment standards to the patients.



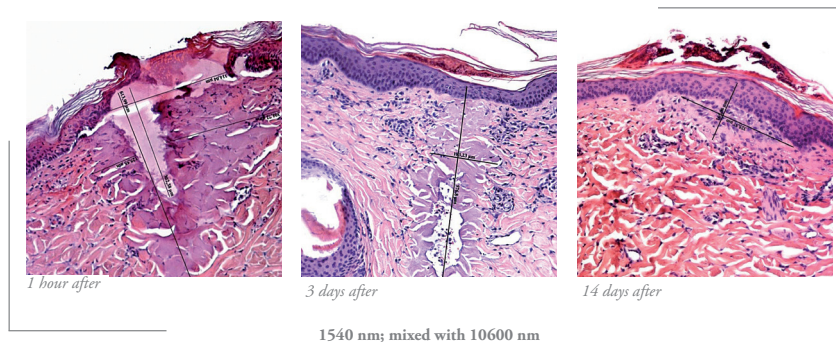
## OPTISIM

OptiSim is a feature that shows a simulation of the pattern generated by the laser before starting the treatment, for a fine adjustment of the laser parameters. More treatment precision for more predictable results.



## HISTOLOGY RESULTS

Youlaser MT produces a fractional pattern of micro-dots of coagulated and ablated tissue separated by healthy skin. Used in Mixed Mode, the wound dimension is related to the total energy delivered by both lasers. In most cases, the histology shows complete reepithelization in 3 days. The pictures shown in this page report results after only 1 session at maximum 60 days follow-up. The Mixed Mode increases results and improves outcomes in one session on acne scars and wrinkles, producing results similar to ablative treatments with almost no down-time for patients. Dermatologic surgery also benefits from using Mixed Mode due to higher precision of coagulation and ablation rates.



## Shelase


The **vaginal atrophy** is the loss of the natural structural collagen thickness and form of the vaginal tissue and it may be caused by **aging** or **childbirth**.

**Shelase** is a dual laser treatment by GaAs 1540 nm and CO<sub>2</sub> 10600 nm for effective vaginal mucosa's resurfacing and tightening for a significant improvement in a patient's quality of life, sexual satisfaction and an immediately return to normal activities. It uses the Mixed Technology of Youlaser MT to perform an exclusive mixed treatment of the vaginal mucosa by non-ablative and ablative wavelengths in the same time. The treatment is performed delivering two laser wavelengths in the vaginal tissue to stimulate mucosa's contraction and production of new collagen, to regain the normal vaginal elasticity.

**Shelase** is a unique procedure that reduces the mucosa's ablation during treatment while the non-ablative laser penetrates deep into the tissue to maximize the tightening effect in a very gentle way, with no bleeding and no recovery time.

## INDICATIONS

### Atrophy and Laxity of the Vaginal Mucosa





RESULTS  
BEFORE / AFTER



WRINKLES AND SKIN LAXITY, DOWN-TIME EVOLUTION - 5 DAYS - 60 DAYS  
*Courtesy Paolo Sbano MD*



ACNE SCARS, DOWN-TIME EVOLUTION - 7 DAYS - 12 DAYS  
*Courtesy Emilio Bonizzoni MD*

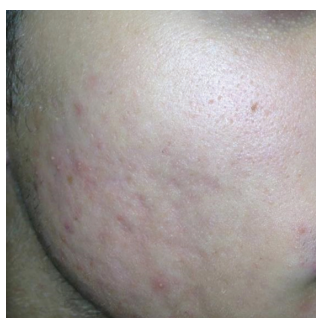
RESULTS  
BEFORE / AFTER



SKIN RESURFACING  
*Courtesy Paolo Sbano MD*



SCARS  
*Courtesy Paolo Sbano MD*



ACNE SCARS  
*Courtesy Paolo Sbano MD*



ACNE SCARS  
*Courtesy Emilio Bonizzoni MD*



RHINOPHYMA  
*Courtesy Paolo Sbano MD*



RHINOPHYMA  
*Courtesy Paolo Sbano MD*

## TECHNICAL SPECIFICATIONS

Laser sources	CO <sub>2</sub> and GaAs
Wavelengths	10600 and 1540 nm
Power	Up to 30 W
Pulse modalities	CO <sub>2</sub> (10600 nm) only, CW and pulsed
	GaAs (1540 nm) only, CW and pulsed
	CO <sub>2</sub> and GaAs simultaneous, CW and pulsed
	CO <sub>2</sub> and GaAs sequential pulsed
Pulse width	Up to 20 ms (fractional mode); up to 100 ms (surgical mode); CW (surgical mode)
Spot size (fractional)	300 µm (CO <sub>2</sub> ) ; 350 µm (GaAs)
Spot size (surgical)	200 µm; 400 µm; 1000 µm
Stack mode (fractional)	Up to 5 pulses
Scanning area (fractional)	Up to 1.8 x 1.8 cm
Repetition rate (surgical)	up to 2000 Hz
Aiming beam	650 nm < 4 mW; class 3R
Laser class	class 4 according to IEC 60825-1
Dimensions and weight	580 (W) x 460 (D) x 1330 (H) mm <sup>3</sup> ; 55 Kg
Electrical requirements	115 Vac; 50/60 Hz; 1000 VA or 230 Vac; 50/60 Hz; 1000 VA

### VISIBLE AND INVISIBLE LASER RADIATION

Avoid eye skin exposure to direct or scattered radiation

Laser product: Class 4  
Aiming beam: Class 3R



CE  
0123

*Note: National local authorities may put restrictions to the parameters indicated in the above table, or may limit or remove certain intended uses.  
Specifications are subject to change without notice.*

Quanta System products are manufactured according to the International standards and have been cleared by the most important International notified bodies. The Company is EN ISO 9001:2008 and EN ISO 13485:2012 certified. Quanta System S.p.A. was founded in 1985 and belongs to the EI. En. Group (a public company listed in the Star segment of the Italian Stock Exchange) since January 2004. The company, divided into three business units (medical, scientific and industrial) is specialized in manufacturing of laser and opto-electronic devices.



Quanta System S.p.A  
quanta@quantasystem.com  
www.quantasystem.com

